

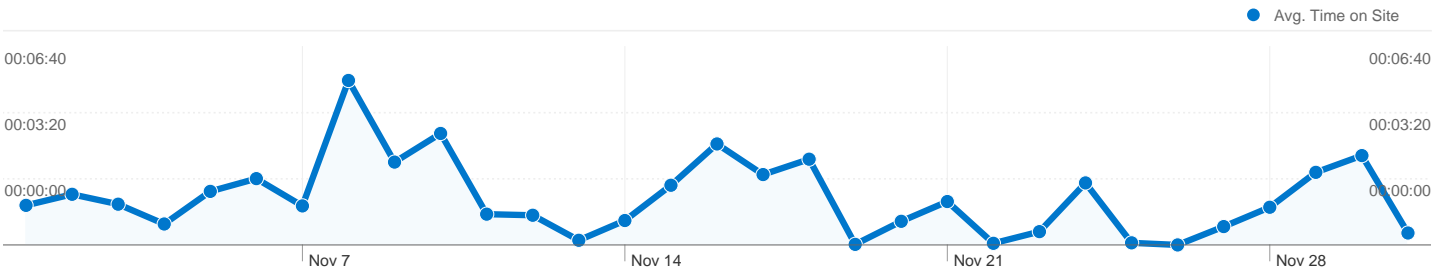
## **WIED Teleconference Minutes, December 2, 2011**

Present: Kristen Constant, Sandra Eksioglu, Beth Holloway, Brian Kirkmeyer, Susan Lantz, Mary Phelps, Donna Reese, Beena Sukumaran

Absent: Jenna Carpenter, Susan Metz, Adrienne Minerick

1. Approval of minutes from the October teleconference
  - a. Approved with no corrections.
2. Treasurer's Report – Adrienne
  - a. No report.
3. Webmasters' Report – Mary & Sandra
  - a. Postings are being made of the Minutes and the job openings.
  - b. Statistics on web traffic were not available.
4. Annual Conference 2012 – Kristen
  - a. All abstracts (44 total) have been handled, with one rejection and five on a "watch list" with suggested improvements.
  - b. All session times have been approved, except for the late Wednesday afternoon session that is not expected to be needed.
5. Update on status of naming of AEG award – Donna
  - a. Final approval was given to name the award for Mara Wasburn. Mara's husband and daughter were very thankful and appreciative of the change.
6. Susan Keillor Award Nominations – Donna
  - a. The call for nominations has gone out electronically. They are due in January if anyone has someone to nominate.
7. Awards Schedule – Susan Metz
  - a. No report.
8. Officer Call for Nominations – Susan Lantz
  - a. Call will go out in mid-January, with 2-3 weeks allotted for responses.
9. Days/times for future meetings
  - a. A Doodle poll was sent out on 12/2/11. The hope is to establish a teleconference during the week of 1/9/12 or 1/16/12 since conference preparations (e.g. papers) will be well underway soon thereafter.
10. Leadership panel – Beena
  - a. There are adequate members for the panel but there may be availability for an addition panel member. Send suggestions to Beena.

Meeting was adjourned at 3:27PM Eastern time.



**Site Usage**

**690 Visits**

**70.29% Bounce Rate**

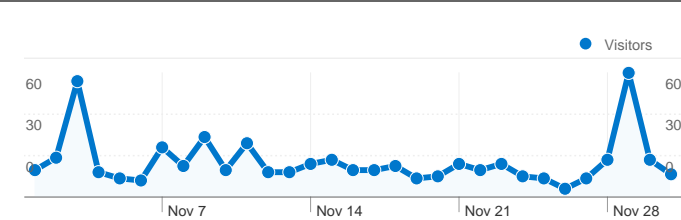
**1,250 Pageviews**

**00:01:47 Avg. Time on Site**

**1.81 Pages/Visit**

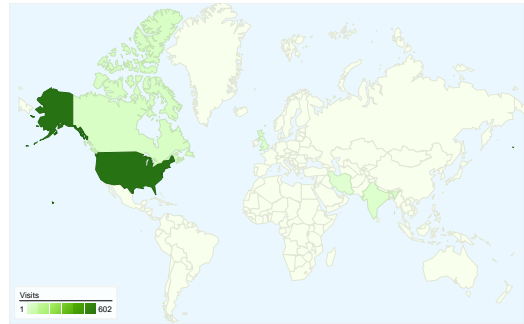
**44.78% % New Visits**

**Visitors Overview**

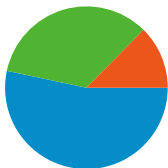


**Visitors**  
**381**

**Map Overlay**



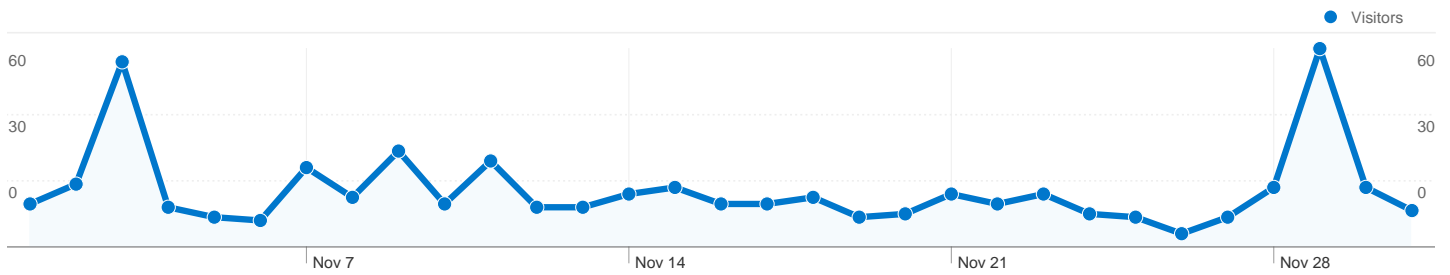
**Traffic Sources Overview**



- **Direct Traffic**  
368.00 (53.33%)
- **Search Engines**  
235.00 (34.06%)
- **Referring Sites**  
87.00 (12.61%)

**Content Overview**

Pages	Pageviews	% Pageviews
/jobs.html	739	59.12%
/	116	9.28%
/AEG.html	65	5.20%
/news.html	58	4.64%
/index.html	43	3.44%



## 381 people visited this site

690 Visits

381 Absolute Unique Visitors

1,250 Pageviews

1.81 Average Pageviews

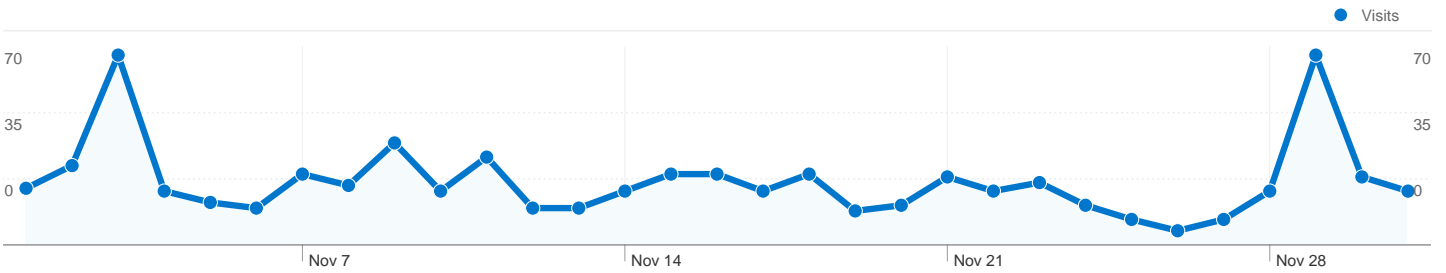
00:01:47 Time on Site

70.29% Bounce Rate

44.78% New Visits

## Technical Profile

Browser	Visits	% visits
Firefox	328	47.54%
Internet Explorer	221	32.03%
Chrome	80	11.59%
Safari	44	6.38%
Android Browser	6	0.87%

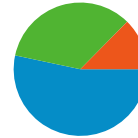


All traffic sources sent a total of 690 visits

53.33% Direct Traffic

12.61% Referring Sites

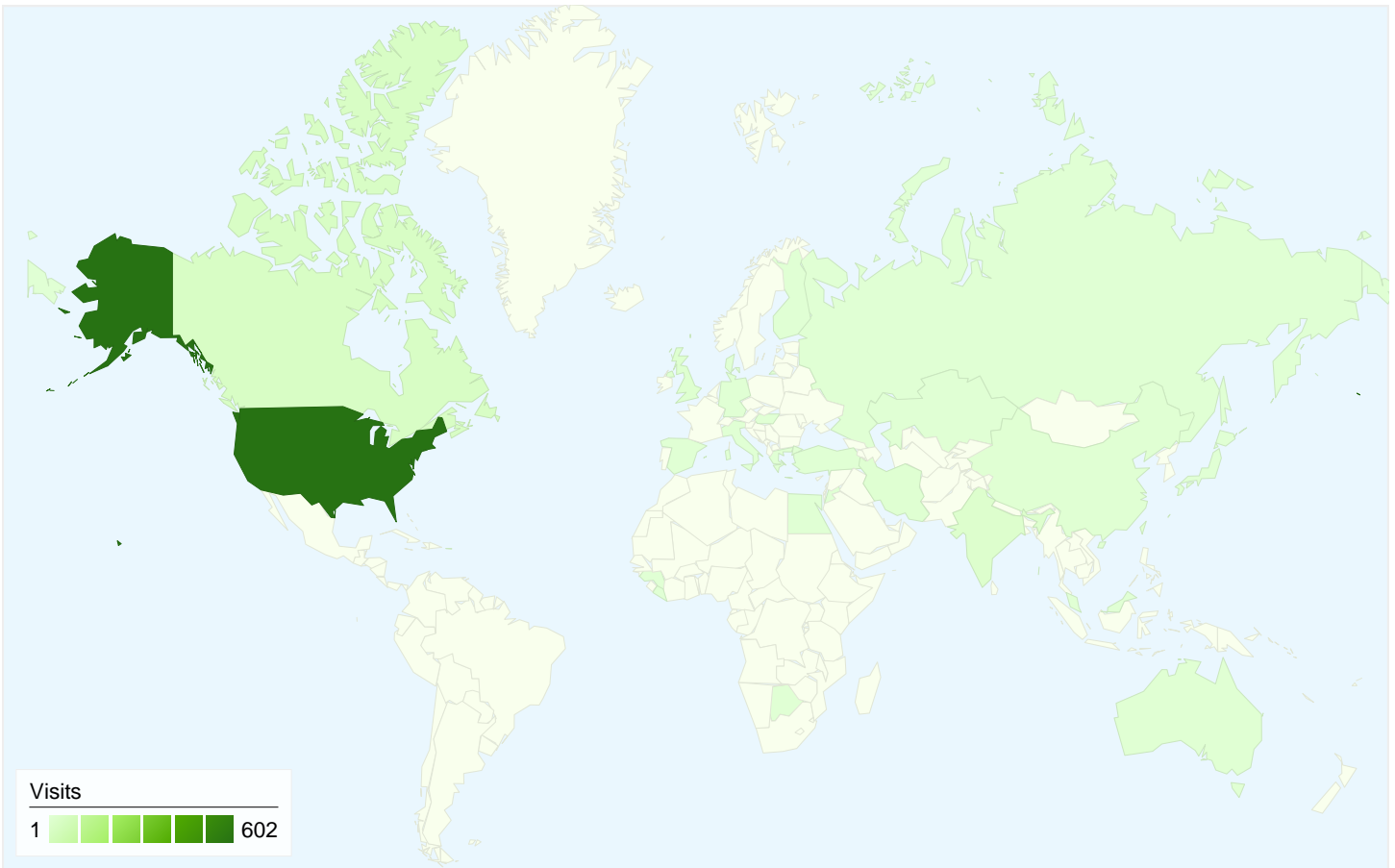
34.06% Search Engines



- Direct Traffic  
368.00 (53.33%)
- Search Engines  
235.00 (34.06%)
- Referring Sites  
87.00 (12.61%)

## Top Traffic Sources

Sources	Visits	% visits	Keywords	Visits	% visits
(direct) ((none))	368	53.33%	(not provided)	57	24.26%
google (organic)	224	32.46%	tenure+track+position+in+gulf+	15	6.38%
asee.org (referral)	73	10.58%	engineering math faculty job in	9	3.83%
bing (organic)	7	1.01%	faculty position in "engineering	9	3.83%
us.mg201.mail.yahoo.com	4	0.58%	wied asee	8	3.40%

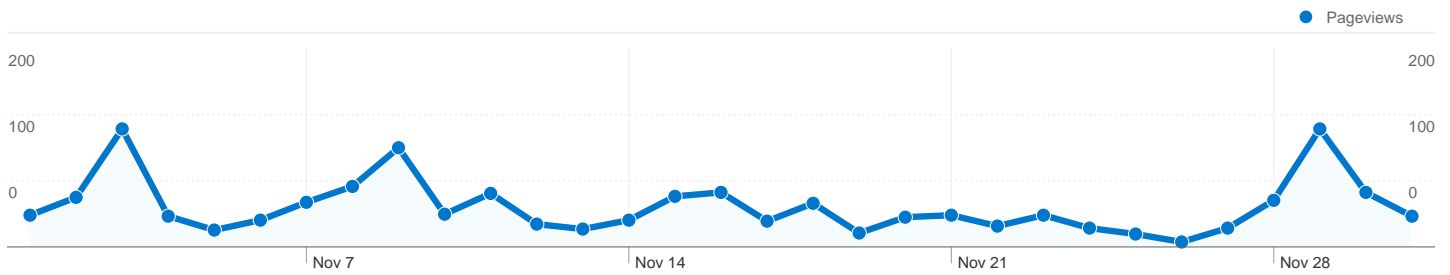


**690 visits came from 28 countries/territories**

Site Usage

Country/Territory	Visits	Pages/Visit	Avg. Time on Site	% New Visits	Bounce Rate
United States	602	1.80	00:01:52	42.69%	69.93%
Canada	29	1.28	00:00:06	27.59%	82.76%
India	14	2.64	00:04:13	35.71%	57.14%
United Kingdom	9	1.56	00:01:02	77.78%	66.67%
Iran	5	2.80	00:01:17	100.00%	40.00%
China	4	1.50	00:00:16	75.00%	75.00%
Australia	3	3.00	00:00:46	66.67%	66.67%
Turkey	2	1.00	00:00:00	100.00%	100.00%
Spain	2	2.00	00:02:55	100.00%	50.00%

Jordan	2	1.50	00:03:07	50.00%	50.00%
					1 - 10 of 28



Pages on this site were viewed a total of 1,250 times

 1,250 Pageviews

 887 Unique Views

 70.29% Bounce Rate

## Top Content

Pages	Pageviews	% Pageviews
/jobs.html	739	59.12%
/	116	9.28%
/AEG.html	65	5.20%
/news.html	58	4.64%
/index.html	43	3.44%