

ASEE Women in Engineering Division

Webmaster's Report
June 15, 2009

I. Hosting information

The website was moved from msstate.edu to wied.asee.org in July 2008.

II. Content added since June 2008

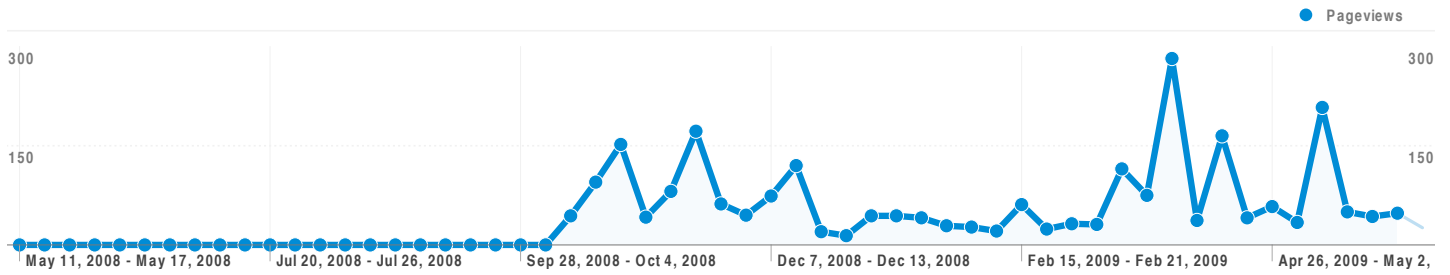
- a. Jobs, News, WIED activities (see Section III)
- b. New pages created for:
 - i. 2009 Conference
 - ii. WEPAN / WIED joint activities & panels
 - iii. Denise Denton Best Paper
 - iv. Nominations
 - v. Elections
- c. Began using Google Analytics to track website usage in September 2008
 - i. See separate section of report showing these results.

III. Regular activities

- a. Job listings are obtained from
 - i. Direct emails to Bev or myself specifically targeting WIED memberships
 - ii. WEPAN list serve
 - iii. Announcements circulated to WIED board members
- b. News items are solicited and obtained from
 - i. Board members
 - ii. WIED membership
 - iii. Miscellaneous sources
- c. Reports on WIED activities
 - i. Monthly meeting minutes
 - ii. Programmatic activities for the annual meeting
 - iii. Elections posted at each stage on the website
 - iv. Best paper information
- d. Regular emails to memberships summarizing all of these ongoing activities


IV. Ideas & intended future content to add


- a. Database of women faculty up to a full scale networking interface
- b. Recruitment prose & quick way to sign up for membership
- c. Discussion forum?
- d. Other ideas?



Pages on this site were viewed a total of 2,457 times

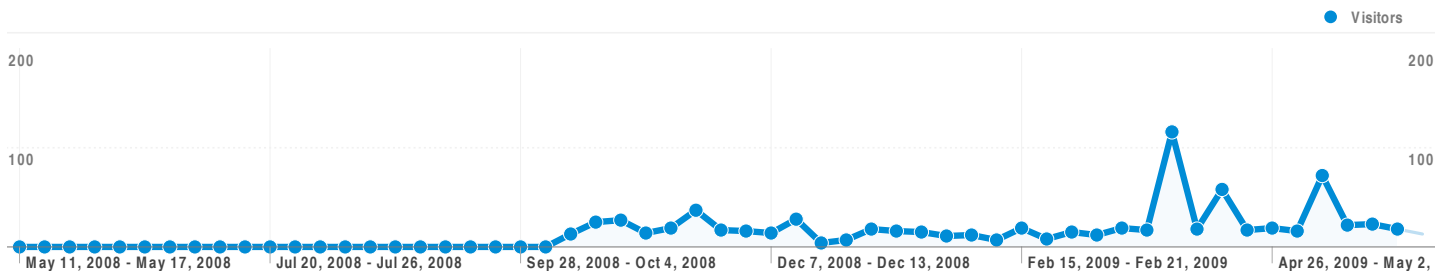
 **2,457 Pageviews**

 **1,792 Unique Views**

 **46.15% Bounce Rate**

Top Content

Pages	Pageviews	% Pageviews
/jobs.html	824	33.54%
/	573	23.32%
/news.html	199	8.10%
/activities.html	134	5.45%
/members.html	130	5.29%



626 people visited this site

949 Visits

626 Absolute Unique Visitors

2,457 Pageviews

2.59 Average Pageviews

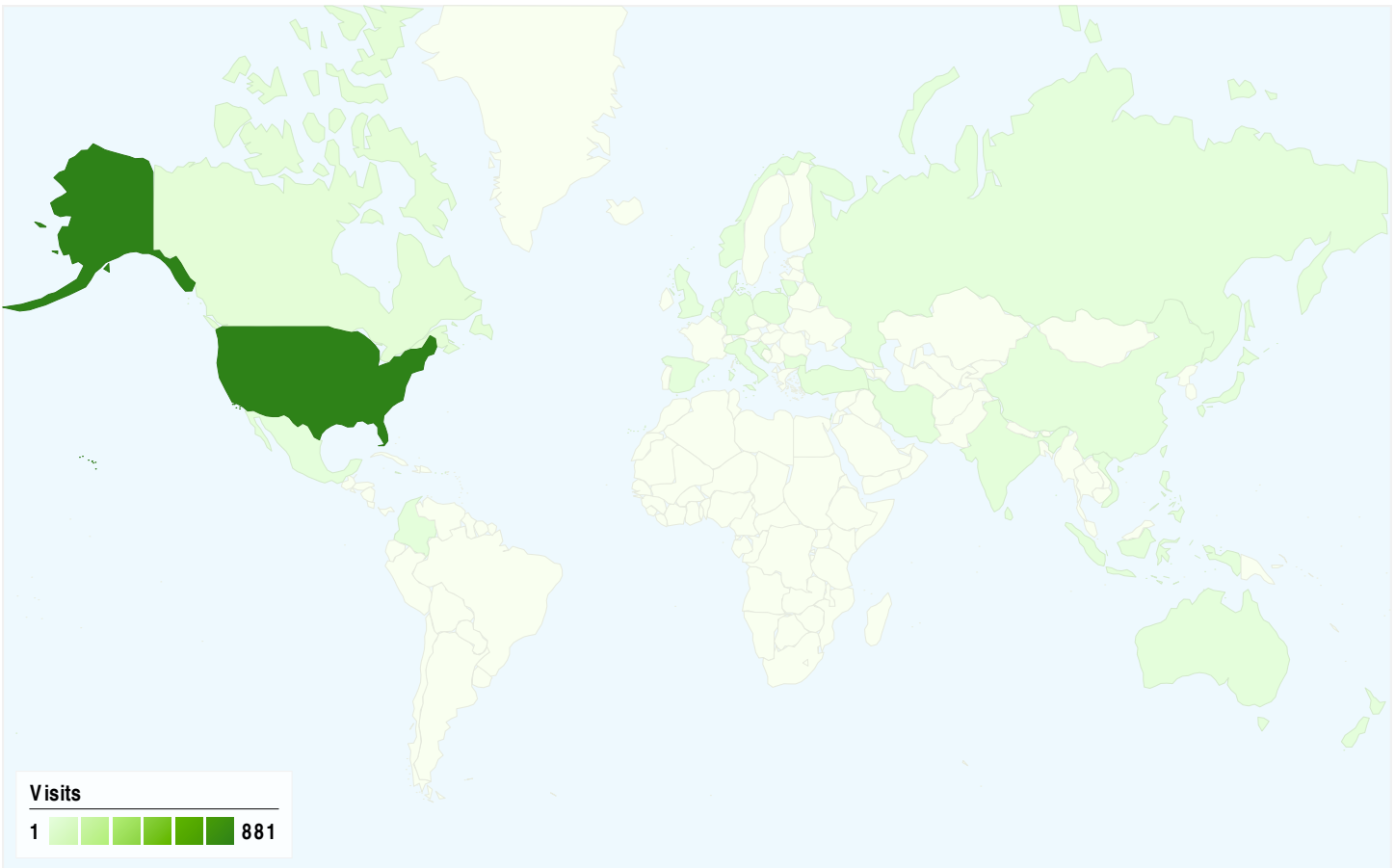
00:02:00 Time on Site

46.15% Bounce Rate

65.96% New Visits

Technical Profile

Browser	Visits	% visits	Connection Speed	Visits	% visits
Internet Explorer	490	51.63%	T1	508	53.53%
Firefox	306	32.24%	Cable	185	19.49%
Safari	109	11.49%	DSL	146	15.38%
Opera	31	3.27%	Unknown	101	10.64%
SeaMonkey	7	0.74%	Dialup	7	0.74%

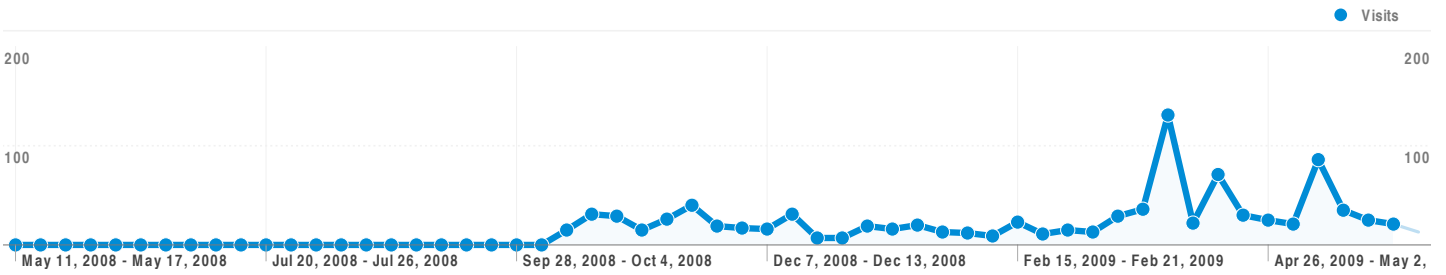


949 visits came from 34 countries/territories




Site Usage

Country/Territory	Visits	Pages/Visit	Avg. Time on Site	% New Visits	Bounce Rate
United States	881	2.67	00:02:05	63.56%	43.70%
Canada	14	1.07	00:00:01	100.00%	92.86%
India	6	1.67	00:00:21	100.00%	83.33%
Japan	6	2.50	00:01:30	83.33%	66.67%
Turkey	5	1.40	00:00:18	100.00%	80.00%
Iran	3	1.00	00:00:00	100.00%	100.00%
United Kingdom	3	1.33	00:00:02	100.00%	66.67%
Germany	3	2.33	00:00:20	66.67%	66.67%
Italy	2	2.50	00:11:01	100.00%	50.00%

Netherlands	2	2.00	00:00:21	100.00%	50.00%
					1 - 10 of 34



All traffic sources sent a total of 949 visits

-  **61.33%** Direct Traffic
-  **16.65%** Referring Sites
-  **22.02%** Search Engines



- **Direct Traffic**
582.00 (61.33%)
- **Search Engines**
209.00 (22.02%)
- **Referring Sites**
158.00 (16.65%)

Top Traffic Sources

Sources	Visits	% visits	Keywords	Visits	% visits
(direct) ((none))	582	61.33%	asee wied	12	5.74%
google (organic)	151	15.91%	wied	12	5.74%
asee.org (referral)	89	9.38%	asee	8	3.83%
yahoo (organic)	36	3.79%	mechanical engineering	5	2.39%
esm.psu.edu (referral)	16	1.69%	asee women in engineering	4	1.91%